

ClassPad II - Tips and Tricks

Downloads	charliewatson.com/atar
Author	Charlie Watson

Find self-paced, certified ClassPad training at thetuitioncentre.com.au with specific courses for each of the Year 11 and Year 12 ATAR math subjects and more.

ClassPad II

Keep your ClassPad operating system up to date. November 2021, the latest is:

02.01.7

Visit edu.casio.com for free download of OS update for both handheld and manager (PC version)

Main

Settings, Basic Format, Number Format best set to Normal 2 to avoid display of small numbers in scientific notation.

Use default option in Settings, Graph Format and Geometry Format to reset apps and fix any issues (eg no axes displayed, etc).

Main

Shift keys can speed up student work in many apps.

Help-sheet and list of default keys at

charliewatson.com/atar

Assign or modify shift keys in System.

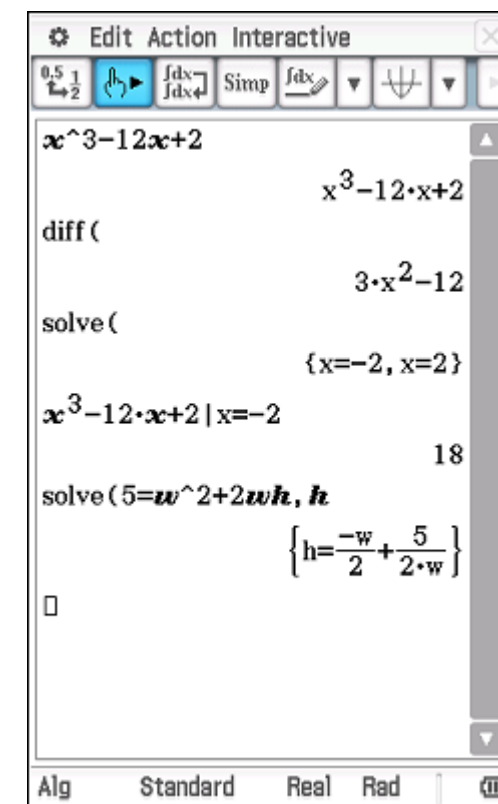
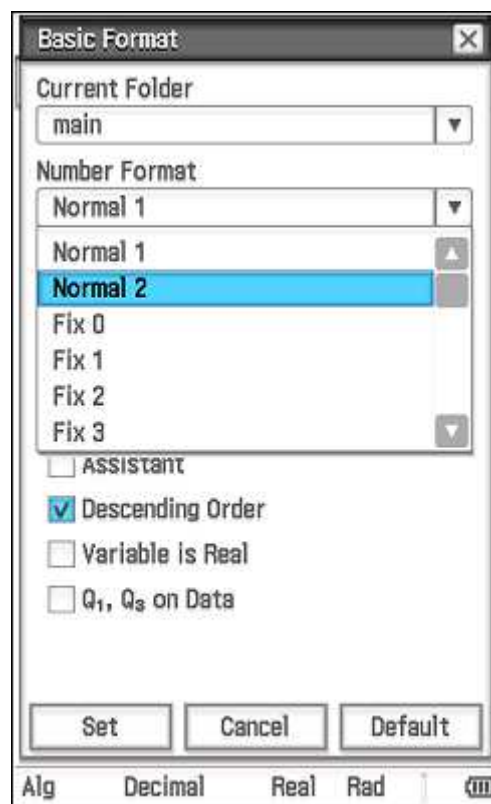
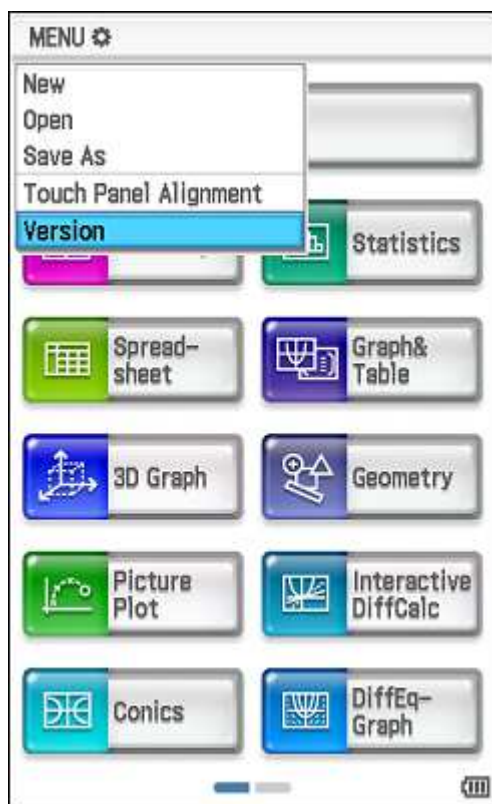
Main

Quick ways to solve, diff, etc. Note assumptions and defaults.

Substitute using | from the Math 3 menu.

Use solve to rearrange equations for a particular variable.

Use the 'finger' to recalculate single line.



ClassPad II - Tips and Tricks

Downloads

charliewatson.com/atar

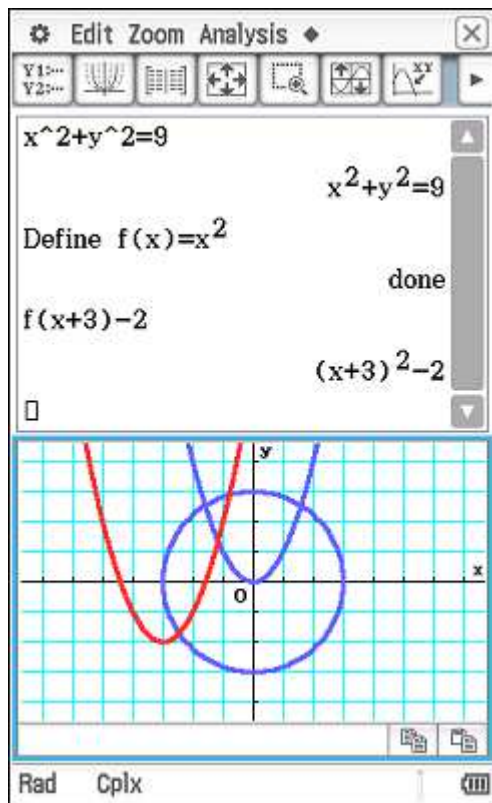
Author

Charlie Watson

Main

Graph functions using split screen, especially those implicitly defined or relations.

Define $f(x)$ and use for exploring function transformation.

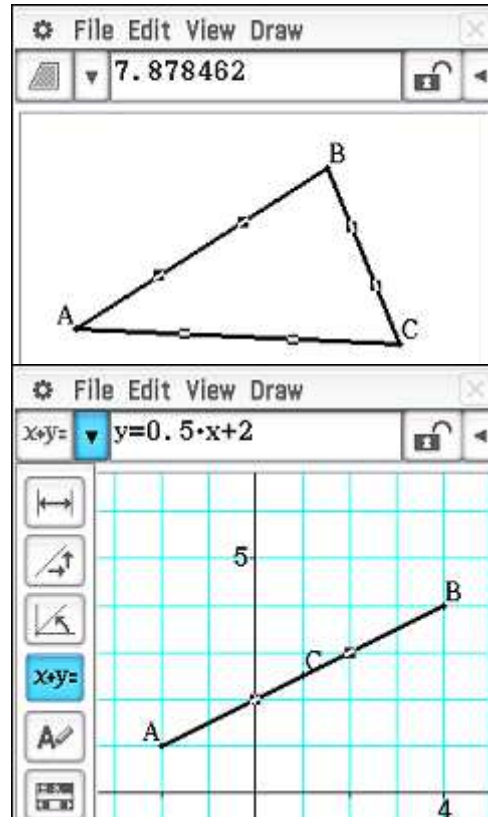


Zoom In/Out/Auto

In Graph & Table, Geometry, Sequence, Statistics, etc., tap the [+] or [-] key to zoom in or zoom out. Tap the [=] key to auto scale (result depends on application).

Geometry

Solve scale drawing and coordinate geometry problems.

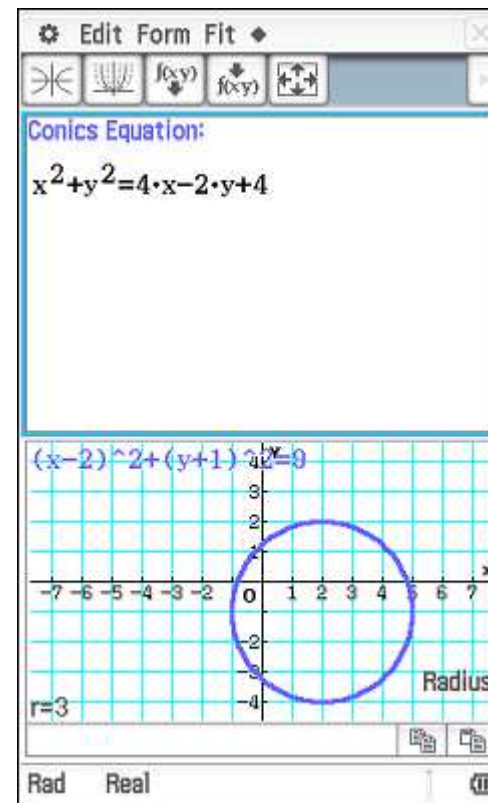


Conics

A great application for exploring relations rather than functions.

G-Solve menu is relation-smart and changes depending on type of graph.

Don't miss the Fit to Form tools!

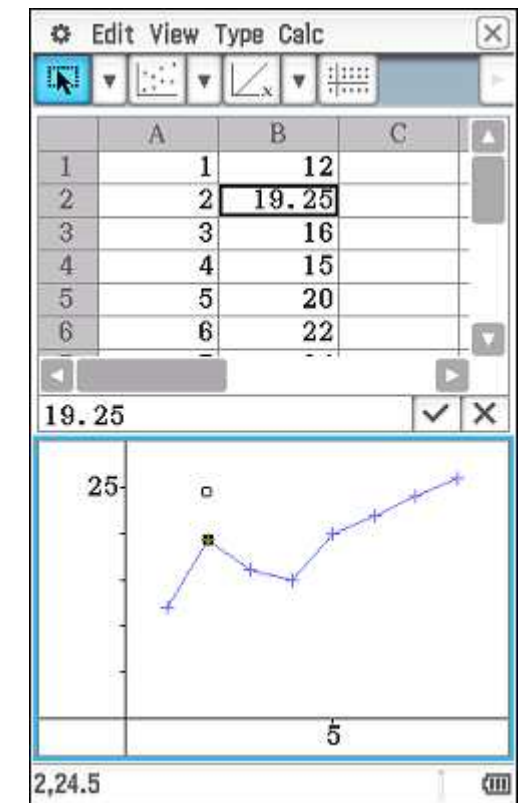


Spreadsheet

Two types of selection before dragging - black or no cell border.

Use Edit/Fill/Range to fill selection.

Create time series, etc, by dragging data points on graph.



Graph and Table

Evaluate the area trapped between the lines $y = x^3 - 3x^2 + 2$ and $y = x - 1$.

Sliders and graphs

Try sliders to animate graphs in Graph and Table, Conics, Picture Plot and Geometry.

Requires ClassPad OS v2.0 or later.

eActivity

Use eActivities to store formulas in NumSolve strips and methods in Main strips.

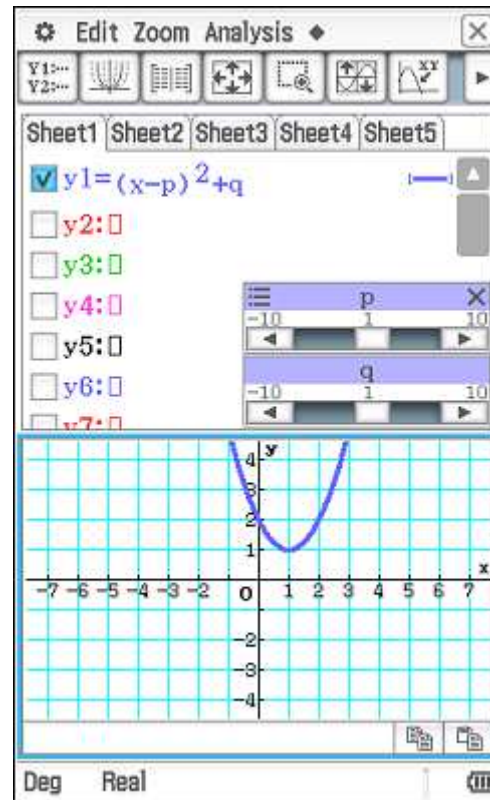
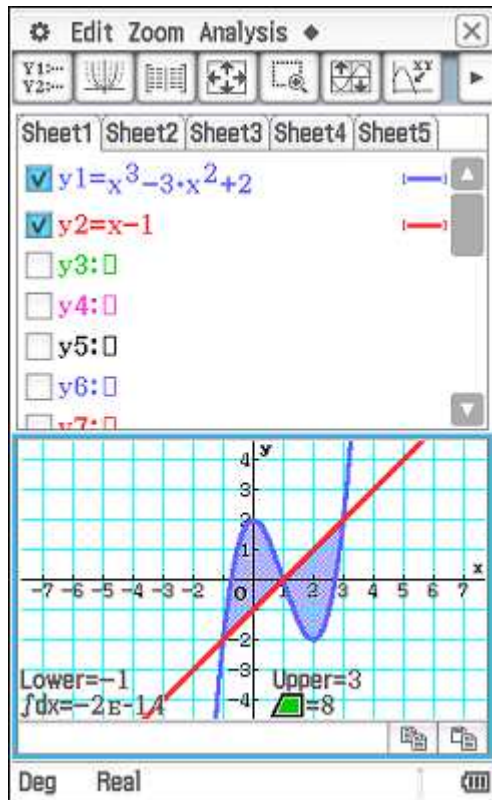
Add Strip help to include notes with strip.

Download eActivities for ATAR courses from charliewatson.com/atar.

Financial

With PV, PMT and FV interpret money into your pocket as +ve and money out of pocket as -ve amounts. Easy!

Compound Interest, Amortization and Interest Conversion all useful tools.



Equation:
 $F = P \cdot \left(1 + \frac{R}{100 \cdot N}\right)^{N \cdot T}$

- F=
- P= 3500
- R= 5.5
- N= 12
- T= 4

Compound Interest

N	24
I%	18
PV	16000
PMT	-798.7856315
FV	0
P/Y	12
C/Y	12

Amount paid each period

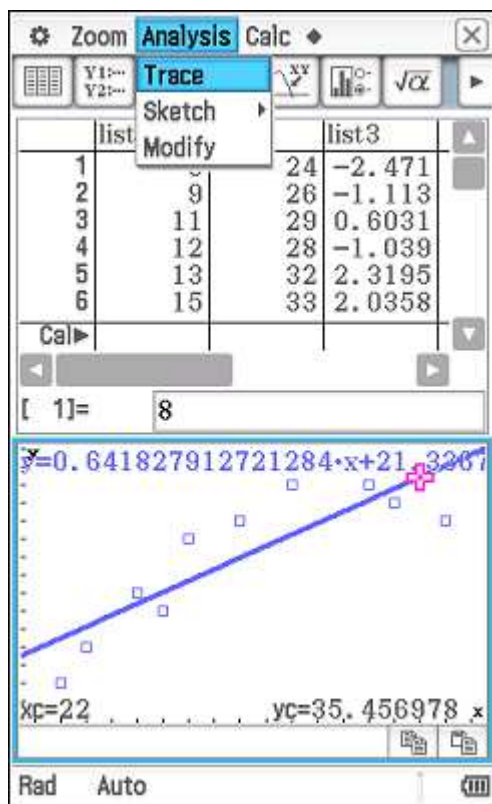
ClassPad II - Tips and Tricks

Downloads	charliewatson.com/atar
Author	Charlie Watson

Statistics

Always type slowly and carefully!

To predict from a regression line, tap Analysis, Trace after the regression line has been graphed. Then type the x-coordinate of the required prediction and the y-Cal entry box appears. (Domain error means extrapolation, so cancel, zoom out and try again).



Program

In the Program app, select required program (must first be written or loaded into ClassPad - no pre-loaded programs) and then tap the play button.

If program has to pause, tap play button to continue (located next to battery status icon at bottom right of screen).

Edit Run

Folder: main

Name: repayII

Parameter:

Single Row	
Row	5
Start	1350.34
Int	13.50
Repay	180.00
End	1183.84

To continue, tap play ↓

Downloads

Connect a ClassPad to a PC or Mac, select the USB Flash mode and it will appear as a removable drive. Download eActivities, programs, pictures, csv files and so on straight from the web to the USB storage memory of ClassPad.

Import these items into the working memory of your ClassPad using System/View Storage & Import.

System

Storage Main Memory eActivity

View Storage & Import

Export Variables

Export eActivities

Select

System

Customise Name and Ending Screen.

Display Settings - lower backlight brightness to save batteries.

Power Properties/Power - Auto Off: 10 min and Backlight Duration: 30 sec.

Reset & Initialise - sort out ClassPad issues! Initialise -> factory settings.

System

Reset Initialize Display Settings Power Properties Language Imaginary Unit Keyboard Shift Keys Memory Management Ending Screen Touch Panel Alignment

About ClassPad Version

ClassPad Name

Select